



MANISA

Mv Manisa Kate

Open hatch, box shaped, double skinned, Single-decker, Ice class 1B
Grain / CO2 fitted

General

IMO number 9421099
Built 2008 Shipyard Nanjing Huatai Shipyard Co. Ltd.
Classification Bureau Veritas

Class notations: Multi-Purpose Dry Cargo Vessel, "G" strengthened for heavy cargoes,
SOLAS II-2, Reg 19
BWM-S +MC E1 Aut equipped for carriage of containers.

Port of registry: Delfzijl
Flag: Dutch
P&I: Club North of England P&I

Main particulars

DWAT 8.101 mt
Length over all 108,18 m
Breadth over all 18,20 m
Drafts Summer: 7,010 m, Tropical / 7,156 m / Winter 8,864 m

TPC SSW 17,80 mt/cm
Depth (moulded) 9,00 m

GT 5.598
NT 2.883

Cargo Capacities

Total cubic feet capacity 364.665 cbft grain/bale

Hold #1 95.844 cbft grain/bale
Hold #2 137.837 cbft grain/bale
Hold #3 130.984 cbft grain/bale

Holds/Hatches

3 Holds/ 3 Hatches: all types are: fully open hatch. Box shaped and double skinned.

Dimensions holds

#1 17,50 x 15,20 x 11,40 m

#2 25,20 x 15,20 x 9,20 m

#3 25,90 x 15,20 x 9,20 m

Electrical ventilation:

About 6 air changes per hour basis empty hold. Holds are fitted with dehumidifier system.

Bulkheads

Vessel is not fitted with bulkheads.

Strengths:

Max pressure tanktop 15,00 mts/sqm

Max pressure weatherdeck

#1 2,20 mts/sqm

#2 3,50 mts/sqm

#3 3,50 mts/sqm

Including 8 heavy load points for pointloads upto 60 mts/sqm.

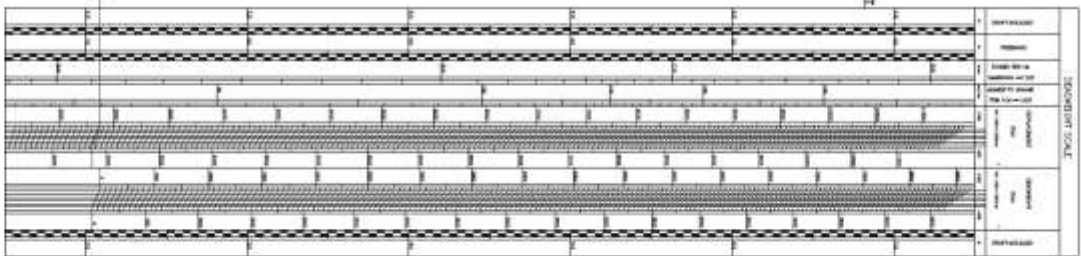
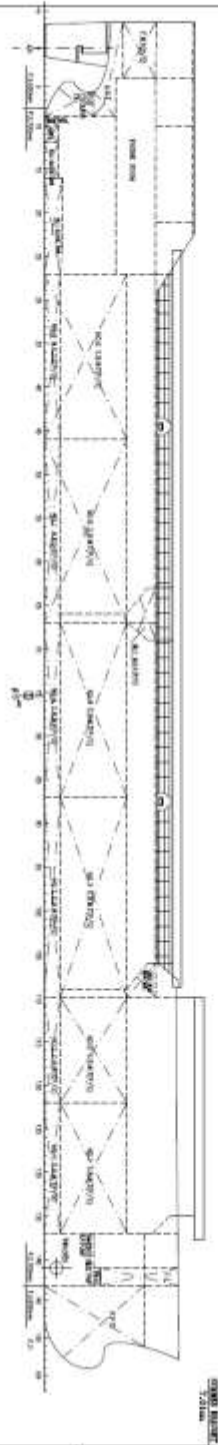

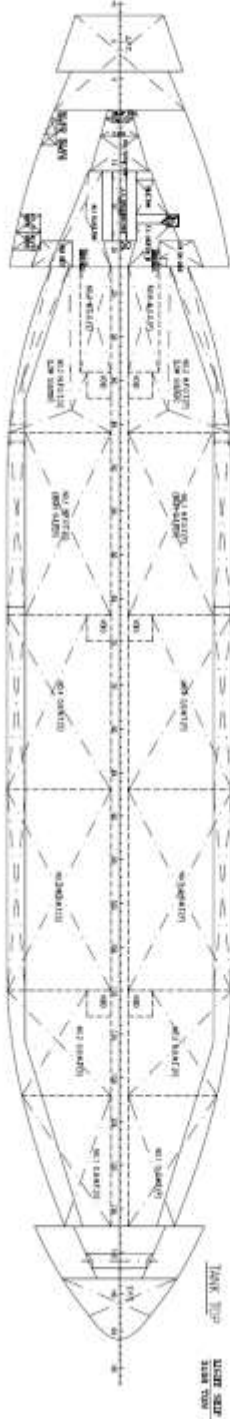
Engines

Main Engine: MAK 6M32 C, 3.000 kW

Propeller: Left-hand CCP

Bow Thruster: 250 kW

All details are "about" given in good faith without guarantee.



NO.	DESCRIPTION	QTY	UNIT	REMARKS
1	STEEL SHEET PILING	100	MT	
2	ALUMINUM SHEET PILING	50	MT	
3	STEEL RIBS	200	MT	
4	ALUMINUM RIBS	100	MT	
5	STEEL BRACES	150	MT	
6	ALUMINUM BRACES	75	MT	
7	STEEL KEEL	100	MT	
8	ALUMINUM KEEL	50	MT	
9	STEEL DECK	100	MT	
10	ALUMINUM DECK	50	MT	
11	STEEL WELDS	200	MT	
12	ALUMINUM WELDS	100	MT	
13	STEEL BOLTS	1000	MT	
14	ALUMINUM BOLTS	500	MT	
15	STEEL NUTS	1000	MT	
16	ALUMINUM NUTS	500	MT	
17	STEEL WASHERS	1000	MT	
18	ALUMINUM WASHERS	500	MT	
19	STEEL ANCHORS	100	MT	
20	ALUMINUM ANCHORS	50	MT	

NO.	DESCRIPTION	QTY	UNIT	REMARKS
1	STEEL SHEET PILING	100	MT	
2	ALUMINUM SHEET PILING	50	MT	
3	STEEL RIBS	200	MT	
4	ALUMINUM RIBS	100	MT	
5	STEEL BRACES	150	MT	
6	ALUMINUM BRACES	75	MT	
7	STEEL KEEL	100	MT	
8	ALUMINUM KEEL	50	MT	
9	STEEL DECK	100	MT	
10	ALUMINUM DECK	50	MT	
11	STEEL WELDS	200	MT	
12	ALUMINUM WELDS	100	MT	
13	STEEL BOLTS	1000	MT	
14	ALUMINUM BOLTS	500	MT	
15	STEEL NUTS	1000	MT	
16	ALUMINUM NUTS	500	MT	
17	STEEL WASHERS	1000	MT	
18	ALUMINUM WASHERS	500	MT	
19	STEEL ANCHORS	100	MT	
20	ALUMINUM ANCHORS	50	MT	

NO.	DESCRIPTION	QTY	UNIT	REMARKS
1	STEEL SHEET PILING	100	MT	
2	ALUMINUM SHEET PILING	50	MT	
3	STEEL RIBS	200	MT	
4	ALUMINUM RIBS	100	MT	
5	STEEL BRACES	150	MT	
6	ALUMINUM BRACES	75	MT	
7	STEEL KEEL	100	MT	
8	ALUMINUM KEEL	50	MT	
9	STEEL DECK	100	MT	
10	ALUMINUM DECK	50	MT	
11	STEEL WELDS	200	MT	
12	ALUMINUM WELDS	100	MT	
13	STEEL BOLTS	1000	MT	
14	ALUMINUM BOLTS	500	MT	
15	STEEL NUTS	1000	MT	
16	ALUMINUM NUTS	500	MT	
17	STEEL WASHERS	1000	MT	
18	ALUMINUM WASHERS	500	MT	
19	STEEL ANCHORS	100	MT	
20	ALUMINUM ANCHORS	50	MT	